Rigid locking gas spring S 10-40

Extension force F1	250 - 1200 Newton
Progression	33 %
Piston rod	Ø 10 mm, hard chrome-plated steel
Pressure pipe	Ø 40 mm, black lacquered steel
Connections	Blue galvanised steel

GZ 18

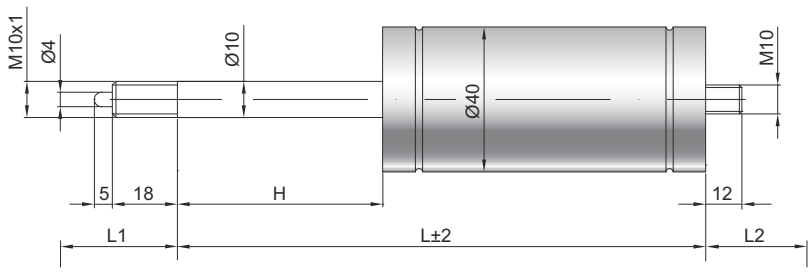

GZ 12

GX 32

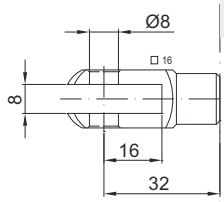

Details

Standard strokes H (mm)
10, 15, 20, 25, 30, 40, 50, 55, 60, 70, 80, 90, 100, 110, 120, 125, 130, 140, 150, 155, 170, 190, 200, 210, 220, 230, 290, 340, 390, 440, 490

Default length GL
L = 2,2 x H + 100
GL = L + L1 + L2

Release
Release pin protrudes 5 mm
Release travel 2 - 4 mm
Blocking force: Pressure ~ 12 x F1
Tension max. 3000 N

Observe **technical regulations**

Standard scope of delivery
Valve on the base piece

Extras
3 - Piston rod seal
4 - Fat chamber
5 - Valve
6 - Protection tube

Find more suitable **connections**
Find more suitable **fittings**

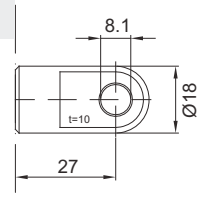

AU 27

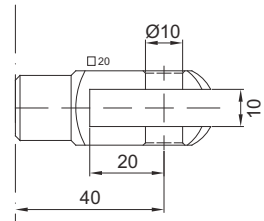

GA 40

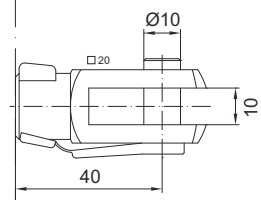

GG 40

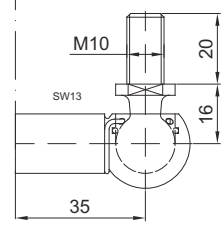

WG 35

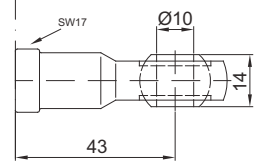

AG 43